

MARMORINO X FLOOR


BY PRATTA EXCLUSIVE

Seamless system for the decoration of walls and floors





INTERACTIVE VERSION




CONTENTS

MARMORINO **X** FLOOR

MAIN CHARACTERISTICS	4	SYSTEM SOLUTIONS OF THE MARMORINO X FLOOR	12
SCOPE OF APPLICATION FOR THE MARMORINO X FLOOR SYSTEM	5	FLOORS.....	12
LIVING SPACES	5	WALLS AND CEILINGS.....	13
COMMERCIAL AND PUBLIC AREAS.....	5	FURNITURE DECOR ELEMENTS	13
EXTERIORS.....	6	APPLICATION AND USE OF MARMORINO X FLOOR	
FURNITURE AND ARCHITECTURAL ACCESSORIES	6	SYSTEM MATERIALS	14
SURFACES FOR APPLICATION OF THE MARMORINO X FLOOR SYSTEM ..	7	SURFACE PREPARATION	14
BASIC REQUIREMENTS FOR APPLICATION OF THE		DECORATIVE BASE MARMORINO X FLOOR COARSE	15
MARMORINO X FLOOR SYSTEM	8	DECORATIVE BASE MARMORINO X FLOOR MEDIUM	16
MAIN SYSTEM OF MARMORINO X FLOOR	9	DECORATIVE BASE MARMORINO X FLOOR FINE.....	17
COMPONENTS OF THE MARMORINO X FLOOR SYSTEM	10	FINISHES	18
PREPARATION MATERIALS	10	AVERAGE CONSUMPTION OF MATERIALS	
BASIC DECORATIVE	10	MAIN CHARACTERISTICS	19
PROTECTIVE FINISHES.....	11	MARMORINO X FLOOR COLOR SYSTEM	20
ADDITIONAL DECORATIVE FINISHES	11		





MAIN CHARACTERISTICS

MARMORINO **X** FLOOR



MARMORINO X FLOOR – FLOOR is a mineral micro-cement coating for finishing vertical and horizontal surfaces in interiors and exteriors: walls, floors, furniture, building facades or architectural elements, etc.

The system allows to create a seamless and durable monolithic surface with a wide range of texture solutions: architectural concrete, porous cement surface, natural travertine stone, marble, granite, wood or simply a smooth monochrome surface.

The **MARMORINO X FLOOR** system has a huge range of possibilities for tinting in various colors and shades, in accordance with modern trends in architecture: The tinting program supports **PCS (PRATTA COLOR SYSTEM)**, **RAL** or **NCS** systems.

The **MARMORINO X FLOOR** system can be used so for new prepared surfaces, as for areas of reconstruction or restoration of old horizontal and vertical surfaces, overlapping existing coatings. The **MARMORINO X FLOOR** system compatible with any type of floor heating system.

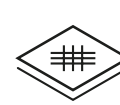
For professional applicators, artists and designers, the **MARMORINO X FLOOR** system included a special protective varnish **VETRIFICANTE POLIURETHANICO**, which can be tinted in various colors and shades, which allows to introduce additional aesthetic individualization in Your design. A special protective varnish in the system provides high resistance to abrasion during pedestrian traffic on the surface, to water and liquid substances, common household items.



EXTERIOR




INTERIOR





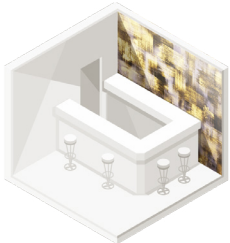
SCOPE OF APPLICATION FOR THE MARMORINO X FLOOR SYSTEM

MARMORINO **X** FLOOR



LIVING SPACES:

The **MARMORINO X FLOOR** system is suitable for finishing floors and walls in residential areas such as kitchens, living rooms, bathrooms, laundries, as well as for areas with high humidity.




COMMERCIAL AND PUBLIC AREAS:

The **MARMORINO X FLOOR** system is suitable for finishing floors, walls and other architectural elements in commercial public spaces with medium traffic, such as public areas in residential and commercial buildings, offices, shopping centers, restaurants, beauty boutiques, hotels, clinics, schools etc. The system is ideal for rooms with special requirements for easy cleaning and good resistance to water, food or beverage stains. For protection against strongly acidic or alkaline substances, we recommend using the Bi-component **VETRIFICANTE POLIURETHANICO** varnish system.




MARMORINO X FLOOR is not recommended for floors in areas with high traffic (industrial plants, warehouses and wholesale supermarkets)






SCOPE OF APPLICATION FOR THE MARMORINO X FLOOR SYSTEM

MARMORINO **X** FLOOR



EXTERIORS:

The **MARMORINO X FLOOR** system is suitable for finishing and decorating outdoor surfaces within living spaces that are partially exposed to atmospheric factors, such as terraces, open balconies, loggias and other areas adjacent to the house.



FURNITURE AND ARCHITECTURAL ACCESSORIES:

The **MARMORINO X FLOOR** system is suitable for the realization of architectural elements and furniture in individual style for the private or commercial sector. Excludes surfaces for intensive professional use, such as kitchen tabletops.



*MARMORINO X FLOOR system has wide range of possibilities, accordingly this document included a scheme of all systems for application (pages 15-18).
For more information contact our technical service please.*





SURFACES FOR APPLICATION OF THE MARMORINO X FLOOR SYSTEM

MARMORINO **X** FLOOR

CAN BE APPLIED ON:



- Concrete surface.
- Floor screed.
- Self-leveling floor.
- Surfaces covered with ceramic, porcelain or mosaic tiles, properly prepared before.
- Natural stone surfaces, restored or new.
- New and old waterborne plasters.
- Mineral decorative plasters.
- Putties and plasterboard surfaces (vertical).
- Solid wood (not floor)
- Furniture elements made of MDF (Medium-density fiberboard)

CANNOT BE APPLIED ON:




- Traditional parquet
- Linoleum
- Wood laminate
- Glass surfaces
- Wet surfaces or with internal water recirculation
- On ceramic bathware products and other similar products.



MARMORINO X FLOOR systems cannot be used in loading and unloading areas, where using forklifts, pallet trucks and other similar machines.





BASIC REQUIREMENTS FOR APPLICATION OF THE **MARMORINO X FLOOR** SYSTEM

MARMORINO **X** FLOOR

The surface must be clean, dry, solid, free from: salt deposits or wet, wax, oil and dust.

Before applied on a heated screed (underfloor heating system), make sure that all necessary tests have been carried out before applying the **MARMORINO X FLOOR** system in order to avoid further condensation, cracks or damage on the surface that are not associated with the use of the **MARMORINO X FLOOR** system.

In the shower without a ceramic basis, do not forget to create a slope to allow water to drain into the sewer.

Dynamic connections must be free in order to damp any structural movements that may appear.





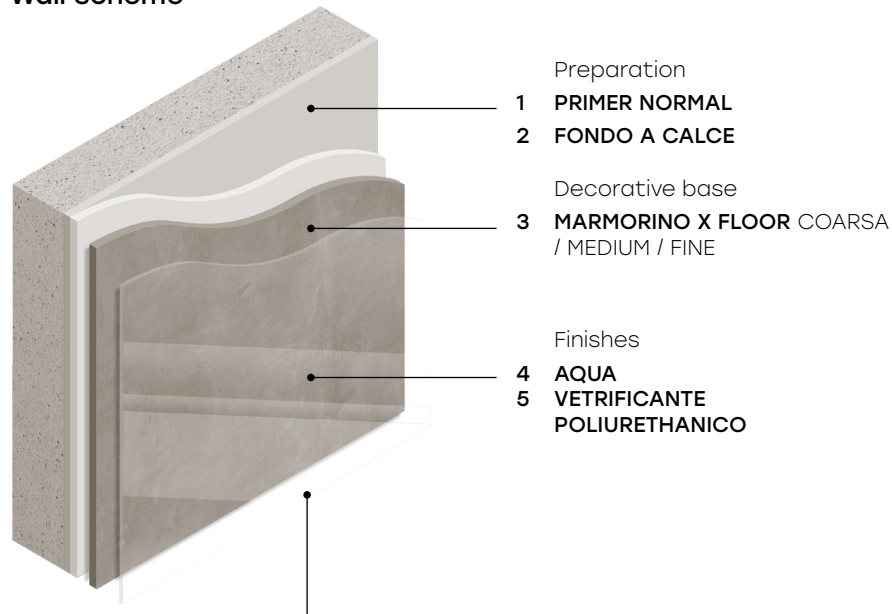
MAIN SYSTEM OF MARMORINO X FLOOR

MARMORINO **X** FLOOR

CATEGORIES OF MATERIALS IN THE SYSTEM:

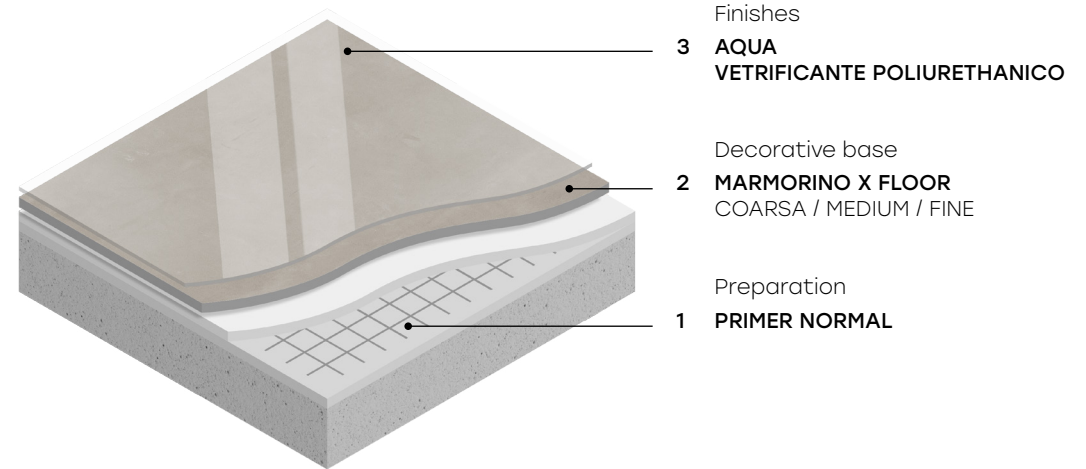
MARMORINO X FLOOR consists of 3 categories of products, which have different functions and have a different nature of origin, but are fundamental to the overall system, which will ensure an aesthetically valuable and high-quality result. Materials together in system provides the possibility of achieving different aesthetic effects and guarantees maximum durability of the coating.

Wall scheme



Additional materials - decorative finishes (not for floor system)
METALLINE, FANTASIA, CERATO, VELATURA

Floor scheme





COMPONENTS OF THE MARMORINO X FLOOR SYSTEM

MARMORINO **X** FLOOR

PREPARATION MATERIALS:



- **PRIMER NORMAL** - acrylic based concentrated impregnation primer. We recommend to read the technical data sheet of the product, before use.
- **FONDO A CALCE** - high coverage primer for mineral decorative coatings based on natural hydrated lime. We recommend to read the technical data sheet of the product, before use.

BASIC DECORATIVE:



Bi-component decorative plaster in paste for application with a trowel or spatula. Mineral based with top quality concrete fillers. Can be tinted in various colors according to the tintometric system **PCS (PRATTA COLOR SYSTEM)**. It is a decorative product with a very low VOC content.

- **MARMORINO X FLOOR Coarse / Medium / Fine** - pasty mixture in a plastic bucket, additional part for mixing with Component B (MF).
- **Component B (MF)** - dry micro-cement compound in a plastic bucket - a separate part to be added to MARMORINO X FLOOR Coarse / Medium / Fine.





COMPONENTS OF THE MARMORINO X FLOOR SYSTEM

MARMORINO X FLOOR

PROTECTIVE FINISHES:

- **AQUA** is an impregnation that binds decorative coating with a protective varnish **VETRIFICANTE POLIURETHANICO**. The **AQUA** saturate and consolidate surface decorated with the **MARMORINO X FLOOR** microcement system. We recommend to read the technical data sheet of the product, before use.
- **VETRIFICANTE POLIURETHANICO satin / matt (component A) - Mono - or Bi-component** water-based polyurethane protective varnish, does not turn yellow over time. After drying, the varnish provides the surface with increased mechanical abrasion resistance and micro scratches, along with excellent chemical resistance. There are three types: glossy, matte and satin. We recommend to read the technical data sheet of the product, before use.
- **VETRIFICANTE POLIURETHANICO (part B)** is a new generation hardener for **VETRIFICANTE POLIURETHANICO** varnish (**component A**). Product based on aliphatic polyisocyanate with HDI monomer content <0.1% by weight.

The **VETRIFICANTE POLIURETHANICO** varnish, thanks to their technical characteristics, providing a high deepness of transparency and a special natural effect. The varnish can also be used for the treatment of traditional wooden parquet.

- **UMBRELLA** - Siloxane-based interior and exterior protective coating for mineral and cement systems, concrete elements and natural stone. It is not protective coating for floors.

ADDITIONAL DECORATIVE FINISHES:

If there are special design requirements, the **MARMORINO X FLOOR** system can be used with some decorative finishes from the general line of PRATTA Exclusive materials.
For example: **METALLINE, FANTASIA, CERATO, VELATURA**, etc.



*Additional decorative finishes should be applied after using **AQUA** binder and before varnishing with **VETRIFICANTE POLIURETHANICO***





SYSTEM SOLUTIONS OF THE MARMORINO X FLOOR

MARMORINO **X** FLOOR

Steps	Components of system	Floors		
		<ul style="list-style-type: none"> • Standard floor screeds • Concrete • Self-leveling floors • Mineral conglomerates 	<ul style="list-style-type: none"> • Ceramic tiled surfaces • Natural or Reconstituted stone • Epoxy and or Polyurethane surfaces 	<ul style="list-style-type: none"> • Metal stairs prepared for painting
PREPARATION	Primer Normal	2 coats	2 coats	X
	Fondo A Calce	X	X	X
	Fiberglass mesh (resistant to alkalis)	1 coat	1 coat	X
BASIC DECORATIVE	Marmorino X Floor Coarse A+B system	1 coat	X	X
	Marmorino X Floor Medium A+B system	1 coat	2 coats	2 coats
	Marmorino X Floor Fine A+B system	2 coats	2 coats	2 coats
FINISH	Aqua	1 - 2 coats	1 - 2 coats	1 - 2 coats
	Verificante Poliurethanico	2 coats	2 coats	2 coats
	Umbrella	X	X	X






SYSTEM SOLUTIONS OF THE MARMORINO X FLOOR

MARMORINO **X** FLOOR

Steps	Components of system	Walls and Ceilings			Furniture
		<ul style="list-style-type: none"> • Monolithic Concrete Structures 	<ul style="list-style-type: none"> • Surfaces prepared with Cement-Sand Plasters (rough preparation) 	<ul style="list-style-type: none"> • The surfaces prepared for painting (finishing preparations) 	<ul style="list-style-type: none"> • Facades and table top from MDF (waterproof) • Chipboard • Wooden
PREPARATION	Primer Normal	2 coats	2 coats	2 coats	2 coats
	Fondo A Calce	1 coat	1 coat	1 coat	1 coat
	Fiberglass mesh (resistant to alkalis)	1 coat	1 coat	X	X
BASIC DECORATIVE	Marmorino X Floor Coarce A+B system	X	X	X	X
	Marmorino X Floor Medium A+B system	2 coats	1 coat	1 coat	1 coat
	Marmorino X Floor Fine A+B system	2 coats	2 coats	2 coats	2 coats
FINISH	Aqua	X	X	X	X
	Verificante Poliurethanico	X	X	X	X
	Umbrella	1 coat	1 coat	1 coat	1 coat





APPLICATION AND USE OF MARMORINO X FLOOR SYSTEM MATERIALS

MARMORINO **X** FLOOR

SURFACE PREPARATION:

Apply special acrylic primer-impregnation **PRIMER NORMAL** to remove dust and fix the surface. Apply the mixture with a paint roller on a clean and dry surface, diluting it with water in a ratio of **1: 5 - 1: 8** in **2 coats**. We recommend to read the technical data sheet of the product, before use.

For old surfaces or where there is risk of occurrence of cracks, recommend to put into the system to use Fiberglass mesh resistant to alkalis (size 5x5 mm cell). The mesh is used after application of first layer and before application the second layer of **MARMORINO X FLOOR Coarse** or **Medium**.



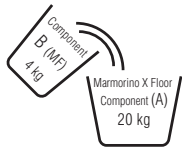


APPLICATION AND USE OF MARMORINO X FLOOR SYSTEM MATERIALS

MARMORINO **X** FLOOR

DECORATIVE BASE

MARMORINO X FLOOR COARSE



Proportions: 20 kg **MARMORINO X FLOOR COARSE** (component A) + 4 kg **Component B** (MF)

Mixing: **Components A** and **B** should be mixed before use **ONLY**. For getting mortar, add 4 kg of dry **component B (MF)** to each 20 kg pack of **MARMORINO X FLOOR COARSE (component A)**. Add **Component B (MF)** powder gradually, stirring with mixer machine the liquid **MARMORINO X FLOOR COARSE** mixture (**component A**). After preparation of the mortar possible dilution with water up to 5% (1.2 L).



Mixing time: After mixing the components, the mortar should be stirring for another 3 minutes. The mixture should be a homogeneous, thixotropic solution without lumps.

Period for application after mixing: during **240** minutes




Coloring: It is recommended to mix **MARMORINO X FLOOR COARSE (component A)** before tinting. **MARMORINO X FLOOR COARSE (component A)** can be tinted with **PCS NATURAL COLOR PALETTE** pigments. Mixing can be done with a gyrosopic mixer or a mixing drill with a spiral nozzle.



Application: Apply **MARMORINO X FLOOR COARSE** covering the entire surface using a stainless steel trowel. The quartz granulates in the mixture acts as a layer thickness regulator. After completing 1 coat, leave the surface to dry for **12-24** hours.





APPLICATION AND USE OF MARMORINO X FLOOR SYSTEM MATERIALS

MARMORINO **X** FLOOR

DECORATIVE BASE

MARMORINO X FLOOR MEDIUM



Proportions:

20 кг MARMORINO X FLOOR MEDIUM (component A) + 4 кг Component B (MF)

Mixing:

Components A and B should be mixed before use ONLY. For getting mortar, add 4 kg of dry **component B (MF)** to each 20 kg pack of **MARMORINO X FLOOR MEDIUM (component A)**. Add **Component B (MF)** powder gradually, stirring with mixer machine the liquid **MARMORINO X FLOOR MEDIUM mixture (component A)**. After preparation of the mortar possible dilution with water up to 5% (1.2 L).



Mixing time:

After mixing the components, the mortar should be stirring for another 3 minutes. The mixture should be a homogeneous, thixotropic solution without lumps.

Срок годности после СМЕШИВАНИЯ КОМПОНЕНТОВ:

during **240** minutes



Coloring:


It is recommended to mix **MARMORINO X FLOOR MEDIUM (component A)** before tinting. **MARMORINO X FLOOR MEDIUM (component A)** can be tinted with **PCS NATURAL COLOR PALETTE** pigments. Mixing can be done with a gyroscopic mixer or a mixing drill with a spiral nozzle.



Application:

Using a stainless steel trowel, apply a layer of **MARMORINO X FLOOR MEDIUM** with the same application technique as the classic Venetian plaster. Apply with a trowel, smoothing the surface as much as possible. Drying time: **12-24** hours.



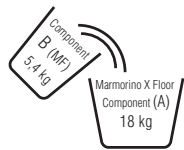


APPLICATION AND USE OF MARMORINO X FLOOR SYSTEM MATERIALS

MARMORINO **X** FLOOR

DECORATIVE BASE

MARMORINO X FLOOR FINE



Proportions:

18 kg **MARMORINO X FLOOR FINE** (component A) + 5,4 kg **Component B (MF)**

Mixing:

Components A and B should be mixed before use **ONLY**. For getting mortar, add 5,4 kg of dry **component B (MF)** to each 18 kg pack of **MARMORINO X FLOOR FINE (component A)**. Add **Component B (MF)** powder gradually, stirring with mixer machine the liquid **MARMORINO X FLOOR FINE** mixture (**component A**). After preparation of the mortar possible dilution with water up to 5% (1.2 L).

Mixing time:

After mixing the components, the mortar should be stirring for another 3 minutes. The mixture should be a homogeneous, thixotropic solution without lumps.

Period for application after mixing:

during **240** minutes

Coloring:

It is recommended to mix **MARMORINO X FLOOR FINE (component A)** before tinting. **MARMORINO X FLOOR FINE (component A)** can be tinted with **PCS NATURAL COLOR PALETTE** pigments. Mixing can be done with a gyroscopic mixer or a mixing drill with a spiral nozzle.

Application:

MARMORINO X FLOOR FINE should be applied with a trowel, flattening and smoothing the surface. Final coating with small grain can be applied in one or two layers, depending on the intended effect. Drying time between coats: **6-8** hours. Total drying time: **12-24** hours.



It is recommended to finish each work with the same lot of product each time. If different batches of product are used, it is recommended to mix the lots to avoid slight differences in shades. If the use of a different lots is unavoidable, do not allow the coatings to be mixed together. For the application of microcement coatings recommended to use plastic trowels.





APPLICATION AND USE OF MARMORINO X FLOOR SYSTEM MATERIALS

MARMORINO **X** FLOOR

FINISHES:

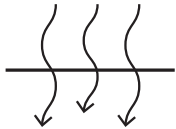
protective varnish system - **VETRIFICANTE POLIURETHANICO**

AQUA

Transparent, water-based, deep penetrating binder-primer specially formulated to consolidate and reinforce surfaces decorated with **MARMORINO X FLOOR** system. **AQUA** must be applied before using of **VETRIFICANTE POLIURETHANICO** protective clear coat.

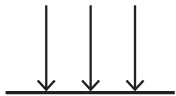
It is recommended to apply **AQUA** impregnation with a roller. The first and second coats should be rolled randomly, covering the whole surface.

The impregnation is supplied ready-to-use and does not need to be diluted with water. Drying time between coats: **1-2** hours. Full drying time: **6-8** hours. We recommend to read the technical data sheet of the product, before use. If necessary, dilution with water by 5% is possible.



VETRIFICANTE POLIURETHANICO

MONO or **Bi-component** water-based polyurethan varnish, UV-resistant (does not turn yellow) and chemically resistant with the addition of component "B". After proper drying the lacquer provides increased mechanical abrasion resistance. **VETRIFICANTE POLIURETHANICO** is available in three types: Glossy, Satin and Matt finishes.



VETRIFICANTE POLIURETHANICO


Bi-Component

VETRIFICANTE POLIURETHANICO is ready for use. To increase the protective properties of the coating it is recommended to add a special additive **VETRIFICANTE POLIURETHANICO Part B (component B)**. It is a new generation hardener specifically formulated for **VETRIFICANTE POLIURETHANICO** varnish.

It is recommended to apply **VETRIFICANTE POLIURETHANICO** varnish with a special roller. The first and second coats should be rolled randomly, covering the whole surface.

Drying time between coats: 6-8 hours. Full drying time: 24 hours. Before use we recommend to read the technical data sheet of the product. The product may be diluted with water by 5%





AVERAGE CONSUMPTION OF MATERIALS MAIN CHARACTERISTICS

MARMORINO **X** FLOOR


AVERAGE CONSUMPTION OF MATERIALS:

PRIMER NORMAL:	1 Lt. / 70-90 m ² per 2 layers
MARMORINO X FLOOR COARSE:	1 kg / 0,3-0,4 m ² per 1 layer, taking into account using of the fiberglass mesh (Defects of surface influence to increasing of material's consumption)
MARMORINO X FLOOR MEDIUM:	1 kg / 0,5-0,7 m ² per 1 layer
MARMORINO X FLOOR FINE:	1 kg / 1-1,2 m ² per 2 layers
AQUA:	1 Lt. / 8 m ² per 2 layers
VETRIFICANTE POLIURETHANICO:	1 Lt. / 8-10 m ² per 2 layers (is the same for both MONO and Bi-component).

MAIN CHARACTERISTICS:





Temperature:	22-25°C (not less then 15°C) at normal environmental humidity conditions <75%
Compressive strength:	<20MPa
Walking use:	12-24 hours after the protective varnish is completely dry
Regular Using:	After 24 days
Minimal thickness of the system MARMORINO X FLOOR:	3-5 mm.





MARMORINO X FLOOR COLOR SYSTEM

MARMORINO **X** FLOOR



PRATTA COLOR SYSTEM






TUSCANIA DESIGN





MARMORINO X FLOOR COLOR SYSTEM

MARMORINO X FLOOR



PRATTA COLOR SYSTEM





NATURAL TEXTURES





MARMORINO X FLOOR COLOR SYSTEM

MARMORINO X FLOOR



P PRATTA
C COLOR
S SYSTEM

PRATTA COLOR SYSTEM




CLASSIC ITALIAN STYLE






MARMORINO X FLOOR COLOR SYSTEM

MARMORINO **X** FLOOR



P PRATTA
C COLOR
S SYSTEM

PRATTA COLOR SYSTEM 




ALL TYPES OF MARBLE





MARMORINO X FLOOR COLOR SYSTEM

MARMORINO **X** FLOOR



P PRATTA
C COLOR
S SYSTEM

PRATTA COLOR SYSTEM



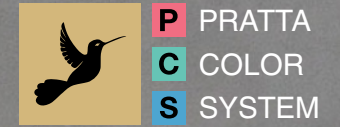


CARRARA'S MARBLE DESIGN





MARMORINO X FLOOR COLOR SYSTEM

MARMORINO **X** FLOOR




PRATTA COLOR SYSTEM



MODERN REAL MICROCEMENTO





MARMORINO X FLOOR SHOWROOM ROSARIO

MARMORINO **X** FLOOR






MARMORINO X FLOOR SHOWROOM ROSARIO

MARMORINO **X** FLOOR





MARMORINO X FLOOR SHOWROOM ROSARIO

MARMORINO **X** FLOOR






MARMORINO X FLOOR SHOWROOM ROSARIO

MARMORINO **X** FLOOR




WALL
architectural bureau 






MARMORINO X FLOOR SHOWROOM ROSARIO

MARMORINO X FLOOR





MARMORINO X FLOOR SHOWROOM ROSARIO

MARMORINO **X** FLOOR





MARMORINO X FLOOR SHOWROOM ROSARIO

MARMORINO X FLOOR





MARMORINO X FLOOR SHOWROOM ROSARIO

MARMORINO **X** FLOOR





MARMORINO X FLOOR

BY PRATTA EXCLUSIVE


INTERACTIVE VERSION





+7 (499) 685 16 25


 pratta.xyz

 prattamaster

 pratta.ru

 info@pratta.xyz

 pratta.ru

 prattaexclusive



contents

